

Introduction to Applied Scientific Computing using MATLAB

Mohsen Jenadeleh

Topics

Relational and logical operators

Precedence rules

Logical indexing

find function

Program flow control

if – statements

switch – statements

Examples:

piece-wise functions, unit-step function, indicator functions, sinc function

Choose Symbolic or Numeric Arithmetic

$\sin(\pi)$	Symbolic	Variable Precision	Double Precision
	a = sym(pi) sin(a)	b = vpa(pi) %vpa(pi,d) sin(b)	pi sin(pi)
	a = pi ans = 0	b = 3.1415926535897932384 626433832795 ans = - 3.2101083013100396069 547145883568e-40	ans = 3.1416 ans = 1.2246e-16

Round-Off Errors	No, finds exact results	Yes, magnitude depends on precision used (32 default)	Yes, has 16 digits of precision
Speed	slowest	Faster, depends on precision used	faster
Memory Usage	Greatest	Adjustable, depends on precision used	Least

Relational and Logical Operators

Relational and logical functions

find, logical, true, false, any, all

ischar, isequal, isfinite, isinf, isinteger
islogical, isnan, isreal

```
>> doc is*           % list of all 'is' functions
>> help logical      % convert to logical
>> help true         % logical 1
>> help false        % logical 0
>> help relop        % relational operators (&,|,...)
>> help ops          % same as help /
>> help find         % indices of non-zero elements
```

```
>> help precedence %Operator Precedence in MATLAB.
```

Relational Operators

>> help relop

== equal
~= not equal
< less than
> greater than
<= less than or equal
>= greater than or equal

Logical Operators

& logical AND, e.g., **A&B**, **A,B=expressions**
| logical OR, e.g., **A|B**
~ logical NOT, e.g., **~A**
&& logical AND for scalars w/ short-circuiting
|| logical OR for scalars w/ short-circuiting
xor exclusive OR, e.g., **xor(A,B)**
any true if any elements are non-zero
all true if all elements are non-zero

Operator Precedence in MATLAB (from highest to lowest):

1. transpose (`'`), power (`^`), conjugate transpose (`'`), matrix power (`^`)
2. unary plus (`+`), unary minus (`-`), logical negation (`~`)
3. multiplication (`*`), right division (`./`), left division (`.\`), matrix multiplication (`*`), matrix right division (`/`), matrix left division (`\`)
4. addition (`+`), subtraction (`-`)
5. colon operator (`:`)
6. less than (`<`), less than or equal to (`<=`), greater than (`>`), greater than or equal to (`>=`), equal to (`==`), not equal to (`~=`)
7. element-wise logical AND (`&`)
8. element-wise logical OR (`|`)
9. short-circuit logical AND (`&&`)
10. short-circuit logical OR (`||`)

`>> help precedence`

```
>> a = [1, 0, 2, -3, 7];
```

```
>> b = [3, 4, 2, -1, 7];
```



```
>> a == b
```

```
ans =
```

```
    0    0    1    0    1
```

```
>> k = a == b      % clearer notation, k = (a==b)
```

```
ans =
```

```
    0    0    1    0    1
```

```
>> class(k)
```

```
ans =
```

```
logical
```

```
>> a(k)
```



logical indexing

```
ans =
```

```
    2    7
```

```
>> a = [1, 0, 2, -3, 7];
```

```
>> b = [3, 4, 2, -1, 7];
```



```
>> a == b
```

```
ans =
```

```
0 0 1 0 1
```

```
>> k = a == b % clearer notation, k = (a==b)
```

```
ans =
```

```
0 0 1 0 1
```

```
>> i = find(a==b)
```

using `find`

```
i =
```

```
3 5
```

```
>> a(i) ← regular indexing
```

```
ans =
```

```
2 7
```

← `a(a==b) , a(find(a==b))`


```
>> a = [1, 0, 2, -3, 7];
```

```
>> b = [3, 4, 2, -1, 7];
```

```
>> a == b
```

```
ans =
```

```
    0    0    1    0    1
```

```
>> a ~= b
```

```
ans =
```

```
    1    1    0    1    0
```

```
>> i = find(a~=b)
```

```
i =
```

```
    1    2    4
```

```
>> a(i),b(i)
```

```
ans =
```

```
    1    0   -3
```

```
ans =
```

```
    3    4   -1
```

```
>> a = [1, 0, 2, -3, 7];
```

```
>> ~a
```

finds the zero entries of **a**

```
ans =
```

```
    0     1     0     0     0
```

```
>> a==0
```

```
ans =
```

```
    0     1     0     0     0
```

```
>> i = find(~a)
```

```
i =
```

```
    2
```

```
>> a = [1, 0, 2, -3, 7];
```

```
>> a~=0
```

finds the non-zero entries of **a**

```
ans =
```

```
    1    0    1    1    1
```

```
>> ~~a
```

```
ans =
```

```
    1    0    1    1    1
```

```
>> logical(a)
```

```
ans =
```

```
    1    0    1    1    1
```

```
>> i = find(a)
```

```
i =
```

```
    1    3    4    5
```

```
>> a(find(a))
```

```
ans =
```

```
    1    2   -3    7
```

```
>> a = [1, 0, 2, -3, 7];  
>> b = [3, 4, 2, -1, 7];
```

case 1: both **a**, **b** are vectors

```
>> a<b, a>=b
```

a, **b** are compared element-wise

```
ans =
```

```
    1    1    0    1    0
```

```
ans =
```

```
    0    0    1    0    1
```

```
>> i = find(a<b)
```

```
i =
```

```
    1    2    4
```

```
>> a(a<b), a(find(a<b))
```

```
ans =
```

```
    1    0   -3
```

```
ans =
```

```
    1    0   -3
```

```
>> a = [1, 0, 2, -3, 7];  
>> b = 1;
```

case 2: **a**, **b** are vector, scalar

```
>> a>=b
```

compare each element of **a** to the scalar **b**

```
ans =
```

```
    1     0     1     0     1
```

```
>> i = find(a>=b)
```

```
i =
```

```
    1     3     5
```

```
>> a(a>=b) , a(find(a>=b)) , a(a<b)
```

```
ans =
```

```
    1     2     7
```

```
ans =
```

```
    1     2     7
```

```
ans =
```

```
    0    -3
```

```
>> a = [1, 0, 2, -3, 7];  
>> b = [3, 4, 2, -1, 7];
```

```
>> a>=1
```

```
ans =
```

```
    1     0     1     0     1
```

```
>> b<=2
```

```
ans =
```

```
    0     0     1     1     0
```

```
>> a>=1 & b<=2           % logical AND
```

```
ans =
```

```
    0     0     1     0     0
```

logical operations

```
>> a>=1 | b<=2          % logical OR
```

```
ans =
```

```
    1     0     1     1     1
```

```
>> a = [1, 3, 4, -3, 7];
```

logical indexing

```
>> k = (a>=2), i = find(a>=2)
```

```
k =
```

```
0 1 1 0 1
```

```
i =
```

```
2 3 5
```

class(k) is logical

```
>> a(i), a(k)
```

logical indexing

a(a>=2)

```
ans =
```

```
3 4 7
```

```
ans =
```

```
3 4 7
```

```
>> n = [0 1 1 0 1]
```

class(n) is double, but
n==k is true

```
>> a(n)
```

??? Subscript indices must either be real positive integers or logicals.

% but note, a(logical(n)) works

```
>> A = [3 4 nan; -5 inf 2]
```

```
A =
```

```
    3    4   NaN  
   -5   Inf    2
```

```
>> k = isfinite(A)
```

```
k =
```

```
    1    1    0  
    1    0    1
```

```
>> A(k) % listed column-wise
```

```
ans =
```

```
    3  
   -5  
    4  
    2
```

```
>> A(~k)=0 % set non-finite  
A = % entries to zero
```

```
    3    4    0  
   -5    0    2
```

more on
logical indexing

```
>> find(k)
```

```
ans =
```

```
    1  
    2  
    3  
    6
```

```
>> [i,j] = find(k)
```

```
[i,j] =
```

```
    1    1  
    2    1  
    1    2  
    2    3
```



```
>> A = [3 4 0; -5 5 2]
```

```
A =
```

```
    3    4    0
   -5    5    2
```

```
>> A>2
```

```
ans =
```

```
    1    1    0
    0    1    0
```

```
>> k = find(A>2)
```

```
k =
```

```
    1
    3
    4
```

```
>> [i,j] = find(A>2);
```

```
[i,j] =
```

```
    1    1
    1    2
    2    2
```

```
>> A(find(A>2))
```

```
ans =
```

```
    3
    4
    5
```

```
>> K = ['1'    '2'    '3'  
        '4'    '5'    '6'  
        '7'    '8'    '9'  
        '*'    '0'    '#'];
```

find can also be applied to a matrix of characters, e.g., the keypad matrix from week-3

```
>> K=='8'
```

```
ans =
```

```
    0    0    0  
    0    0    0  
    0    1    0  
    0    0    0
```

← compares every element of K with '8'

find the location of the correct element of K

```
>> [i,j] = find(K=='8')
```

```
i =
```

```
    3
```

```
j =
```

```
    2
```

← i,j matrix indices of the location of '8'

```
>> q = find(K=='8')
```

```
q =
```

```
    7
```

← q is the column-wise index of '8' in K

```
A = [9 9 2
      2 5 4
      9 8 9];
B = [7 1 7
      3 4 8
      9 4 2];
```

```
>> A<B
ans =
     0     0     1
     1     0     1
     0     0     0
```

```
>> find(A<B)
ans =
     2
     7
     8
```

```
[i,j]=find(A<B)
i =     j =
     2     1
     1     3
     2     3
```

```
>> A==9
ans =
     1     1     0
     0     0     0
     1     0     1
```

```
>> find(A==9)
ans =
     1
     3
     4
     9
```

```
>> A(A==9)=-9
A =
    -9    -9     2
     2     5     4
    -9     8    -9
```

```
A = [9  9  2
     2  5  4
     9  8  9];
```

```
B = [7  1  7
     3  4  8
     9  4  2];
```

any, all

```
any(A==2)
```

```
ans =
     1     0     1
```

```
any(A==2,2)
```

```
ans =
     1
     1
     0
```

```
all(A>B)
```

```
ans =
     0     1     0
```

```
all(A>B,2)
```

```
ans =
     0
     0
     0
```

```
A==B
```

```
ans =
     0     0     0
     0     0     0
     1     0     0
```

```
any(A==B)
```

```
ans =
     1     0     0
```

```
any(any(A==B))
```

```
ans =
     1
```

any, all operate column-wise,
or, row-wise with extra argument

```
all(all(A==B));
```

```
>> A = [36 -4 9; 16 9 -25], B = A;
```

```
A =
```

```
    36    -4     9
    16     9   -25
```

```
>> k = (B>=0)
```

```
k =
```

```
     1     0     1
     1     1     0
```

Example:

take square-roots of the
absolute values, but
preserve the signs

```
>> B(k) = sqrt(B(k));
```

```
>> B(~k) = -sqrt(-B(~k));
```

```
B =
```

```
     6    -2     3
     4     3    -5
```

Comparing Strings

Strings are arrays of characters, so the condition **s1==s2** requires both **s1** and **s2** to have the same length

```
>> s1 = 'short'; s2 = 'shore';
```

```
>> s1==s1
```

```
ans =
```

```
    1    1    1    1    1
```

```
>> s1==s2
```

```
ans =
```

```
    1    1    1    1    0
```

```
>> s1 = 'short'; s2 = 'long';
```

```
>> s1==s2
```

```
??? Error using ==> eq
```

```
Matrix dimensions must agree.
```

Comparing Strings

Use **strcmp** to compare strings of unequal length, and get a binary decision

```
>> s1 = 'short'; s2 = 'shore';
```

```
>> strcmp(s1,s1)
```

```
ans =  
      1
```

```
>> strcmp(s1,s2)
```

```
ans =  
      0
```

```
>> s1 = 'short'; s2 = 'long';
```

```
>> strcmp(s1,s2)
```

```
ans =  
      0
```

```
>> doc strcmp  
>> doc strcmpi
```

↑
case-insensitive

Use **isequal** to compare the contents of matrices or arrays and get a binary decision

Program Flow Control

Program flow is controlled by the following control structures:

1. for ... end % **loops**
2. while ... end
3. break, continue
4. if ... end % **conditionals**
5. if ... else ... end
6. if ... elseif ... else ... end
7. switch ... case ... otherwise ... end
8. return

for-loops and **conditional ifs** are by far the most commonly used control structures

if - statements

three forms of **if** statements

```
if condition
  statements ...
end
```

```
if condition
  statements ...
else
  statements ...
end
```

```
if condition1
  statements ...
elseif condition2
  statements ...
elseif condition3
  statements ...
else
  statements ...
end
```

several **elseif** statements
may be present,

elseif does not need a matching **end**

Example

```
>> x = 1;
```

```
>> % x = 0/0
```

```
>> % x = 1/0
```

```
if isinf(x),  
    disp('x is infinite');  
elseif isnan(x),  
    disp('x is not-a-number');  
else  
    disp('x is finite number');  
end
```

```
x is finite number
```

```
% x is not-a-number
```

```
% x is infinite
```

switch - statements

```
switch expression0
  case expression1
    statements ...
  case expression2
    statements ...
  otherwise
    statements ...
end
```

expression0 is evaluated first, and if its value matches any of the cases *expression1*, *expression2*, ... , then the corresponding case statements are executed

several case statements may be present

expression comparison rules:

numbers: `isequal(expression0, expression1)`

strings: `strcmp(expression0, expression1)`

```
x = [1, 4, -5, 3];
```

```
p = inf;
```

```
% p = 1;
```

```
% p = 2;
```

```
switch p
```

```
    case 1
```

```
        N = sum(abs(x));
```

```
    case 2
```

```
        N = sqrt(sum(abs(x).^2));
```

```
    case inf
```

```
        N = max(abs(x));
```

```
    otherwise
```

```
        N = sqrt(sum(abs(x).^2));
```

```
end
```

```
>> N
```

```
N =
```

```
5
```

equivalent calculation using
the built-in function **norm**

↓
% N = norm(x,1);

% N = norm(x,2);

% N = norm(x,inf);

% N = norm(x,2);

Example: L_1 , L_2 , and L_∞ norms of a vector

$$\mathbf{x} = [x_1, x_2, \dots, x_N]$$

$$\|\mathbf{x}\|_1 = \sum_{n=1}^N |x_n|$$

$$\|\mathbf{x}\|_2 = \sqrt{\sum_{n=1}^N |x_n|^2}$$

$$\|\mathbf{x}\|_\infty = \max(|x_1|, |x_2|, \dots, |x_N|)$$

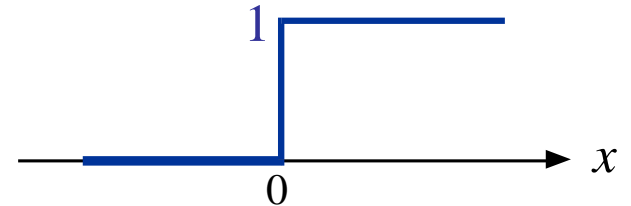
$$d(\mathbf{x}, \mathbf{y}) = \|\mathbf{x} - \mathbf{y}\|$$

used as distance
measure between
two vectors or
matrices

```
>> help norm      % vector and matrix norms
```

Example: unit-step function

$$u(x) = \begin{cases} 1, & x \geq 0 \\ 0, & \text{otherwise} \end{cases}$$

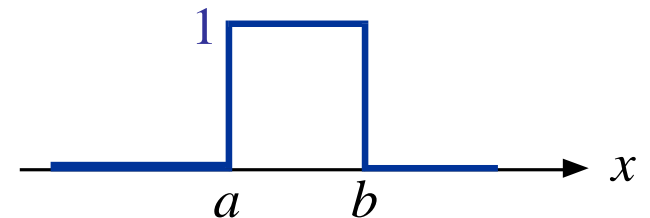


```
u = @(x) (x>=0); % unit-step function
```

```
e.g., x = -3, -2, -1, 0, 1, 2, 3  
u(x) = 0, 0, 0, 1, 1, 1, 1
```

Example: indicator function

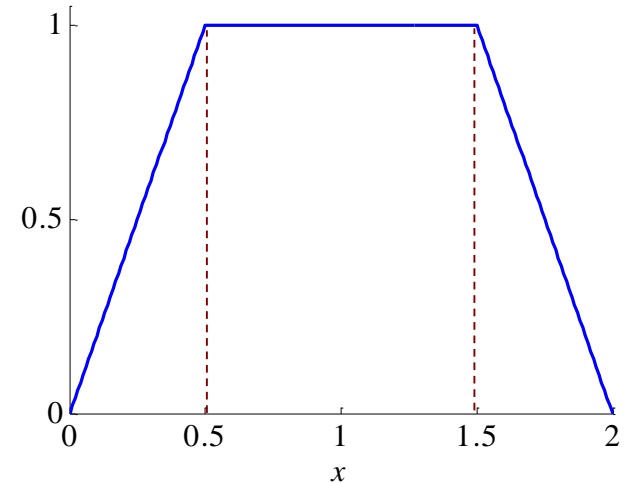
$$v(x, a, b) = u(x - a) - u(x - b)$$



```
v = @(x,a,b) u(x-a)-u(x-b); % indicator  
% v = @(x,a,b) (x>=a & x<b); % alternative
```

Example: Defining piece-wise functions (method 1)

$$f(x) = \begin{cases} 2x, & 0 \leq x \leq 0.5 \\ 1, & 0.5 \leq x \leq 1.5 \\ 4 - 2x, & 1.5 \leq x \leq 2 \end{cases}$$



$$v(x, a, b) = \begin{cases} 1, & a \leq x < b \\ 0, & \text{otherwise} \end{cases} = \text{(indicator function)}$$

$$f(x) = 2x v(x, 0, 0.5) + v(x, 0.5, 1.5) + (4 - 2x) v(x, 1.5, 2)$$

```

f = @(x) 2*x .* (x>=0 & x<0.5) + ...
        (x>=0.5 & x<1.5) + ...
        (4-2*x) .* (x>=1.5 & x<2);

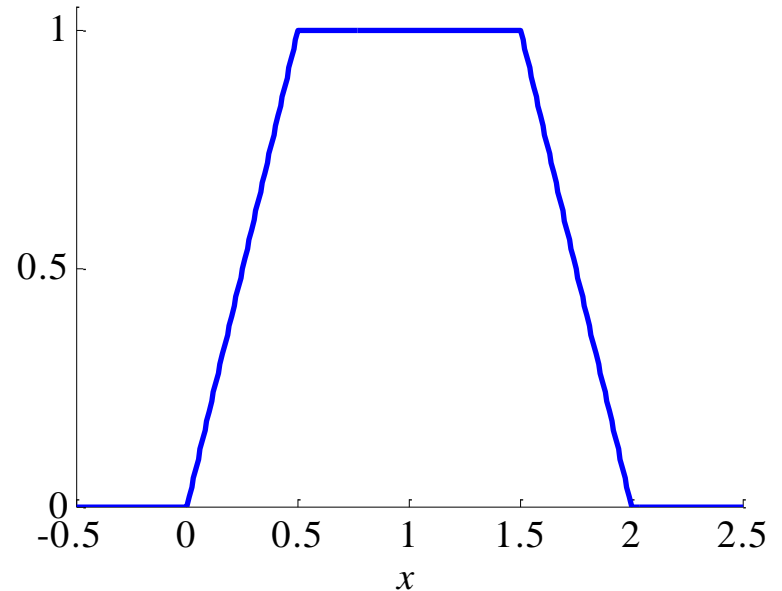
x = linspace(-0.5,2.5,301);

figure; plot(x,f(x), 'b-');

```

Anonymous Function

- is a function that is *not* stored in a program file
- can accept inputs and return outputs
- they can contain only a single executable statement.



$$g(c) = \int_0^1 (x^2 + cx + 1) dx$$

```
g = @(c) (integral(@(x) (x.^2 + c*x + 1),0,1));
```

Write the integrand as an anonymous function,

```
@(x) (x.^2 + c*x + 1)
```

Evaluate the function from zero to one by passing the function handle to integral,

```
integral(@(x) (x.^2 + c*x + 1),0,1)
```

Supply the value for **C** by constructing an anonymous function for the entire equation

```
g = @(c) (integral(@(x) (x.^2 + c*x + 1),0,1));
```

The final function allows you to solve the equation for any value of c.

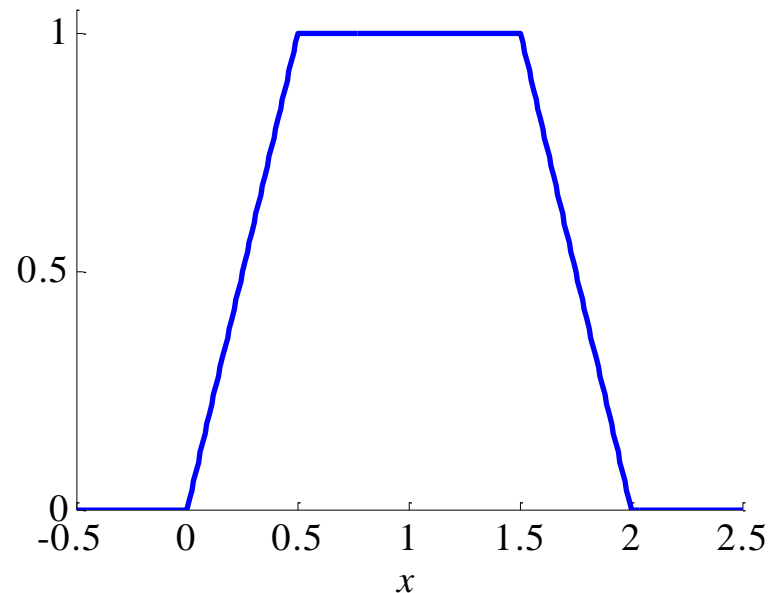
```
g(2)
```

```
ans = 2.3333
```

Using the indicator function

```
v = @(x,a,b) ((x>=a) & (x<b));
```

```
f = @(x) 2*x .* v(x, 0, 0.5) + ...  
        v(x, 0.5, 1.5) + ...  
        (4-2*x) .* v(x, 1.5, 2);
```



Example: Defining piece-wise functions (method 2)

x is a vector

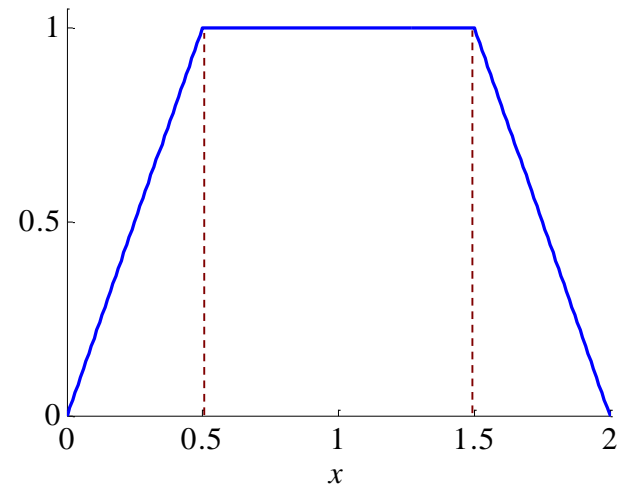
```
function y = f(x)

y = zeros(size(x));

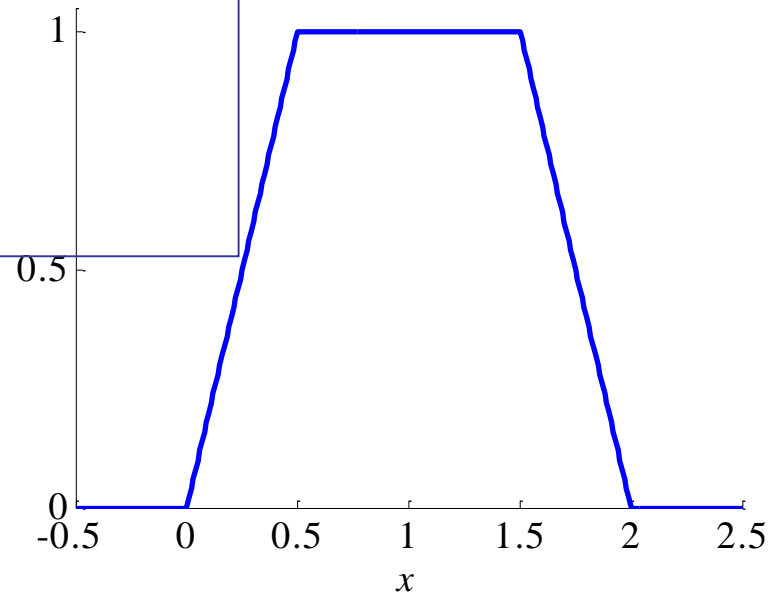
i1 = find(x>=0 & x<0.5);
y(i1) = 2*x(i1);

i2 = find(x>=0.5 & x<1.5);
y(i2) = 1;

i3 = find(x>=1.5 & x<2);
y(i3) = 4-2*x(i3);
```



```
x = linspace(-0.5,2.5,301);  
y = f(x);  
  
figure; plot(x,y, 'b-');  
  
axis([-0.5 2.5 0 1.2]);  
xlabel('x-axis')  
ylabel('y-axis')  
xlim([-0.5 1])  
ylim([0 2])
```

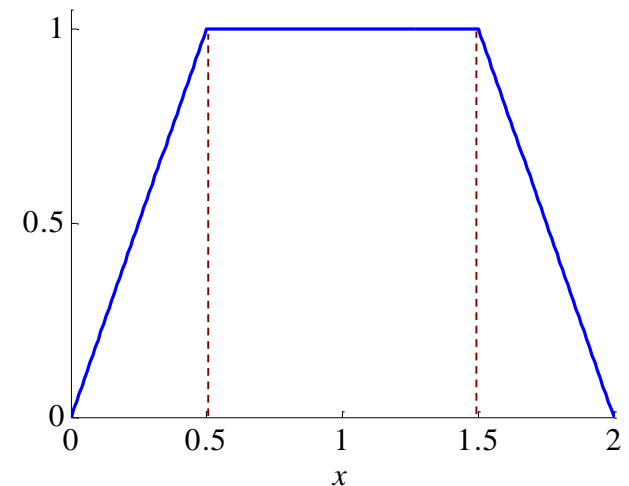


Example: Defining piece-wise functions (method 3)

x must be a scalar

```
function y = f(x)

if x >= 0 & x < 0.5
    y = 2*x;
elseif x >= 0.5 & x < 1.5
    y = 1;
elseif x >= 1.5 & x < 2
    y = 4-2*x;
else
    y = 0;
end
```



pitfall: function produces wrong results if applied to a vector **x**, why?

```
x = linspace(-0.5,2.5,301);
```

```
for n=1:length(x)
```

```
    y(n) = f(x(n));
```

```
end
```

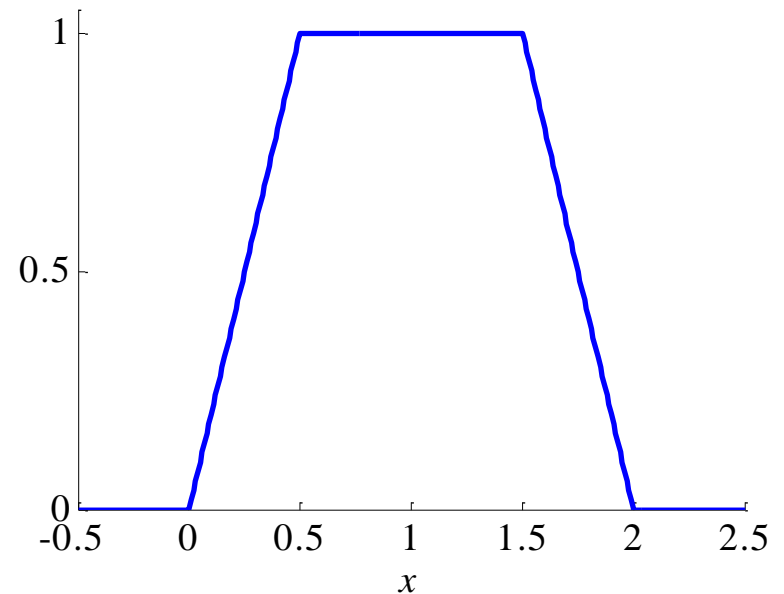
```
figure; plot(x,y, 'b-');
```

```
axis(0,1.2, 0:0.5:1)
```

```
xaxis(-0.5,2.5, -0.5:0.5:2.5);
```

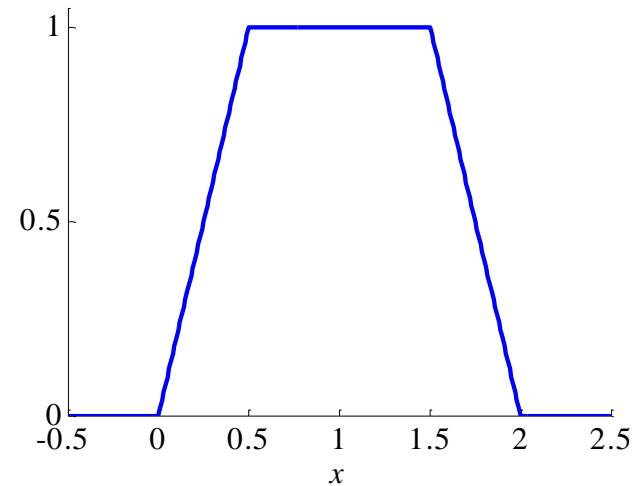
```
xlabel('\itx');
```

apply function separately to each element of **x**, instead of the whole **x**

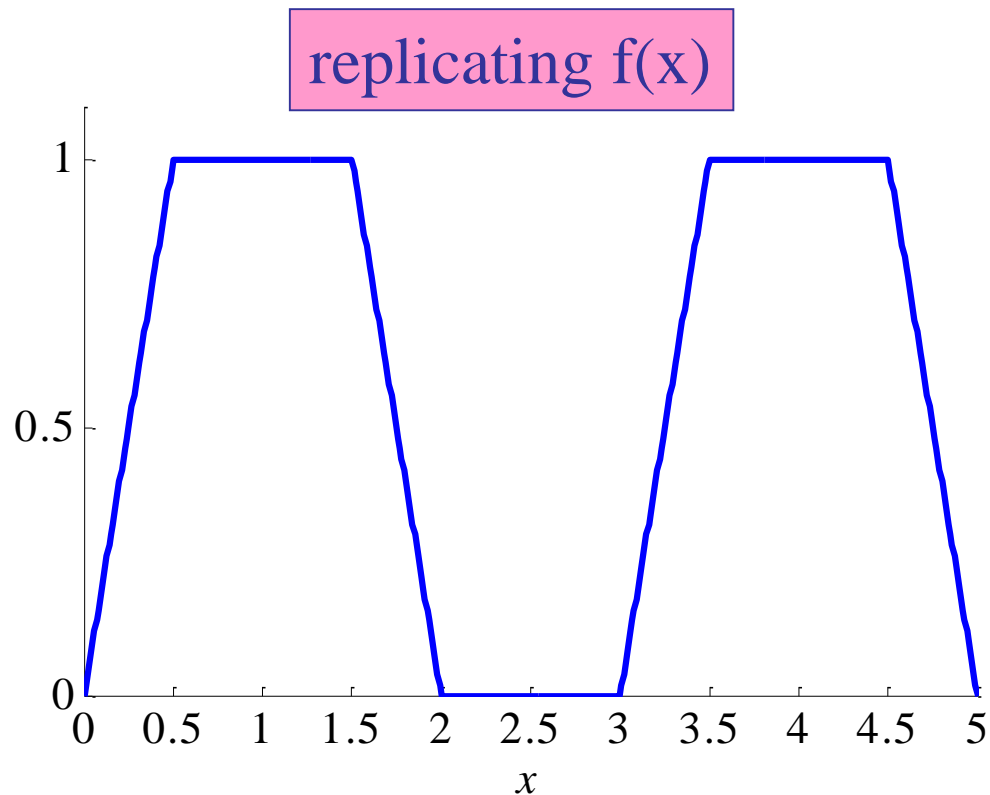


```
x = linspace(-0.5,2.5,301);  
  
for n=1:length(x)  
    if x(n)>=0 & x(n)<0.5  
        y(n) = 2*x(n);  
    elseif x(n)>=0.5 & x(n)<1.5  
        y(n) = 1;  
    elseif x(n)>=1.5 & x(n)<2  
        y(n) = 4-2*x(n);  
    else  
        y(n) = 0;  
    end  
end  
  
figure; plot(x,y, 'b-');  
yaxis(0,1.2, 0:0.5:1)  
xaxis(-0.5,2.5, -0.5:0.5:2.5);  
xlabel('\itx');
```

direct implementation
using if-elseif statements
within a for-loop




```
f = @(x) 2*x .* (x>=0 & x<0.5) + ...  
        (x>=0.5 & x<1.5) + ...  
        (4-2*x) .* (x>=1.5 & x<2);  
  
x = linspace(0,10,501);  
  
figure; plot(x,f(x)+f(x-3)+f(x-5), 'b-');
```



Example: Evaluating the sinc function

```
function y = my_sinc(x)
```

```
y = sin(pi*x) ./ (pi*x);
```

```
y(isinf(x)) = 0;
```

```
y(x==0) = 1;
```

generates **NaNs** for
x=inf and **x=0**

fix **NaN** when **x=inf**

fix **NaN** when **x=0**

Note: built-in **sinc** function returns **NaN** when **x=inf**

```
x = [0, 0, inf, 0, nan];  
y = sin(pi*x) ./ (pi*x)  
y =  
    NaN    NaN    NaN    NaN    NaN
```

```
isinf(x)  
ans =  
    0    0    1    0    0
```

```
y(isinf(x)) = 0
```

```
y =  
    NaN    NaN    0    NaN    NaN
```

```
x==0  
ans =  
    1    1    0    1    0
```

```
y(x==0) = 1
```

```
y =  
    1    1    0    1    NaN
```